

# Organize Yourself


## Scripture:


In [D & C 88:119](#) we are told to "organize yourselves" and to "prepare every needful thing". The scripture goes on to list each area that we should do this in. This is a lesson that it is never too early to learn. Being organized helps our lives run more smoothly. We can show our families that the Lord is very organized and has also asked us to be so.

**Article** that shows one example of how well organized the Lord is:


The Lord pays attention to everything, right down to the little details. Think about how He uses the concept of symbiosis.

In order for a crocodile to get his teeth cleaned, he simply opens his mouth and allows the little Egyptian Plover bird walk right in and clean his teeth up.





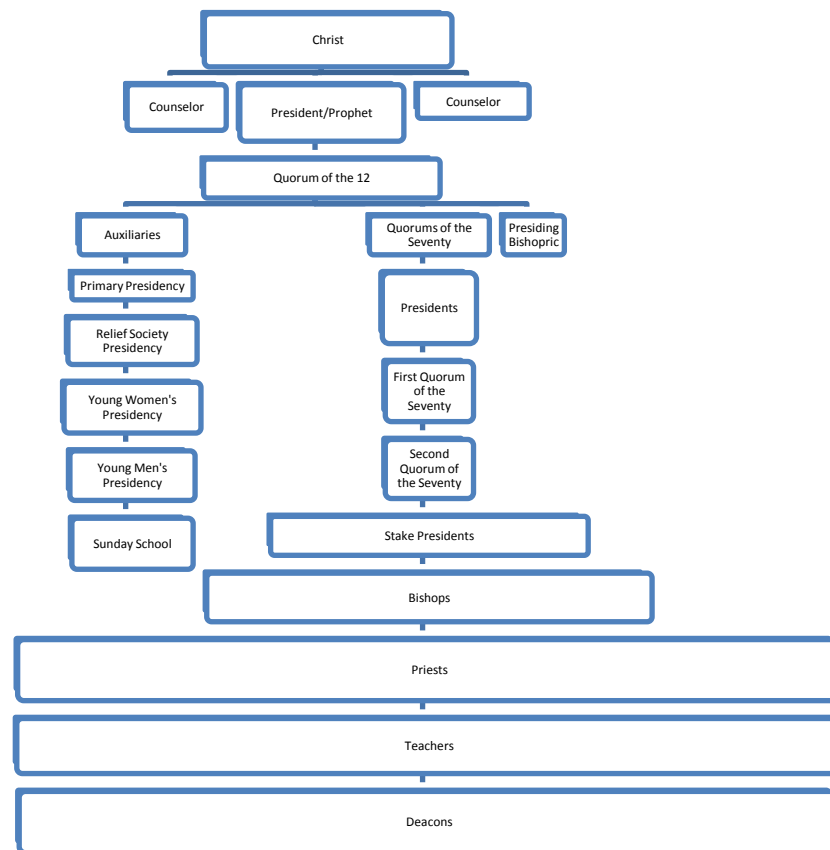
What if He hadn't planned a way for crocodiles to get their teeth cleaned? How about the great idea of an animal that eats insects off another animal in exchange for a free ride? How about bees and the way they gather nectar, distribute pollen and make honey?



All these things had to be planned and organized. It didn't just happen without any organization. And that is just one small example in this vast universe that shows the kind of organizing God is capable of.

**Example** of the Lord's organization of the church:

<https://www.lds.org/topics/church-organization/how-the-church-is-organized>



This is patterned after the church that Christ established while He was here on earth. Article of Faith 6 “We believe in the same organization that existed in the primitive church, namely apostles, prophets, pastors, teachers, evangelists and so forth.”

Here are some **organizational activities** that can be done:

**For smaller children:**

1. Get an assortment of various colored items and have the kids sort them according to color.
2. Play pick-up (Help them clean up a room by putting everything in the proper place.)
3. Build a structure together by planning it out first to make sure it will be a good one. Use Legos, blocks,

whatever.

**For older children:**

1. Get them a calendar and help them see how using a calendar will make them use their time more efficiently, help them to not miss appointments, parties, and outings, allow them to plan in advance to be sure to fit in all they would like to do.
2. Assign everyone a small section of the house to sort and organize. This can be a kitchen drawer, a bedroom shelf, the knick-knacks on top of the piano, etc. Take note of how much better things look and how much easier it is to find wanted items this way.
3. Play "Out of Place Bingo". (See FHE product by the same title) .

**Song:**

Memorize the scripture using [this song](#). D & C 88:119 Scripture Song.

**Dessert:**

A layered Jello or other treat that has to be planned out in advance.